

FS2 and Year 1 Phonics FLP February 2025

SUPERSONIC
Phonic Friends

Aims for the session

1. Define what phonics is
2. Outline knowledge and skill progression in phonics
3. What your child will learn
4. Subject knowledge for parents
5. Practical example phonics session
6. How to support your child at home

1. What is phonics?

What is phonics?

“Phonics involves matching the sounds of spoken English with individual letter or groups of letters.”

National Literacy Trust

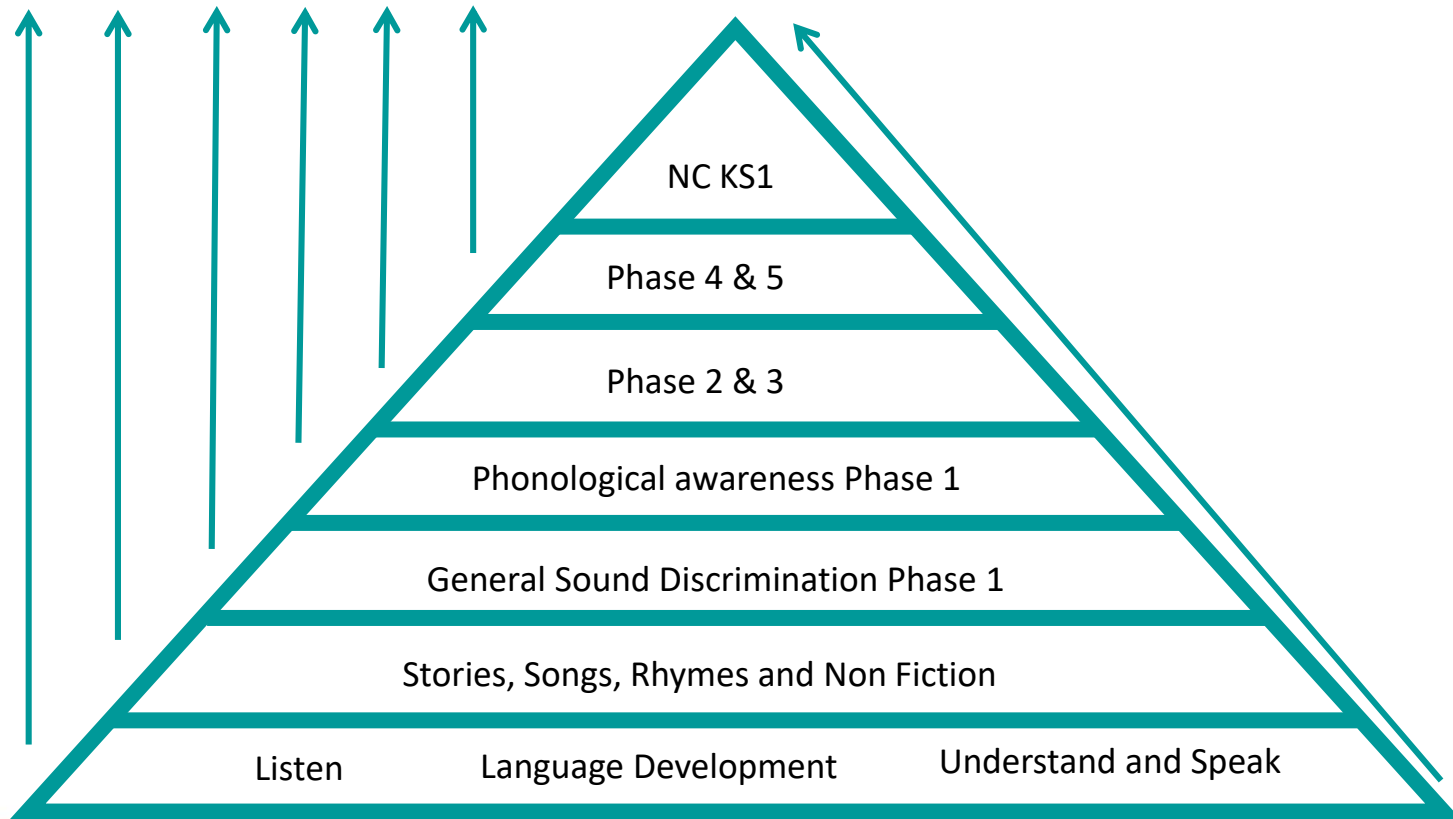


Systematic Synthetic Phonics



2. Knowledge and skill progression in phonics

Knowledge and Skill Progression in Phonics



Supersonic Phonic Friends Progression

EYFS		KS1				
Nursery	Reception	Year 1			Year 2	
Firm Foundations in Phonics Wrap them in Rhyme and Oral Blending and Segmenting						
Firm Foundations in Phonics 1 Wrap them in Rhyme	The Basics 2	The Basics 3 The Basics 3 plus	The Basics 4 Adjacent Consonants & Polysyllabic	The Higher Levels of Phonics 5c Choose to Use	The Higher Levels of Phonics 5b Switch it Spell Sounds	Statutory Spelling Appendices Spelling Patterns & Rules 6
Mastery of Phonological Awareness (Rhythm and Rhyme Alliteration and Oral Blending and Segmenting)	Mastery The Basic 2 and The Basics 3 and plus at least one spelling for the 44 sounds of the English Language CVC ONLY	Mastery of The Basics 4 – an introduction to adjacent consonants Mastery Choose to Use 5c– an introduction to “choose to use spellings” Mastery Switch it Spell Sounds 5b– an introduction to “switch it sound spellings”			Mastery of the Year 1 and Year 2 statutory spelling appendices See adapted appendices for Year 1 and Year 2	

Firm Foundations

Firm Foundations in Phonics 1		The Strands
General Sound Discrimination		<ul style="list-style-type: none"> • Tuning into sounds (auditory discrimination) • Listening and Remembering sounds (auditory memory and sequencing) • Talking about sounds (developing vocabulary and language comprehension)
Aspect 1	Environment Sounds	
Aspect 2	Instrumental Sounds	
Aspect 3	Body Percussion	
Phonological Awareness		
Aspect 4	Rhythm and Rhyme	
Aspect 5	Alliteration	
Aspect 6	Voice Sounds	
Aspect 7	Oral Blending & Segmenting	



Why is developing firm foundations important?





Three Core Concepts in Early Development

1

Experiences Build Brain Architecture

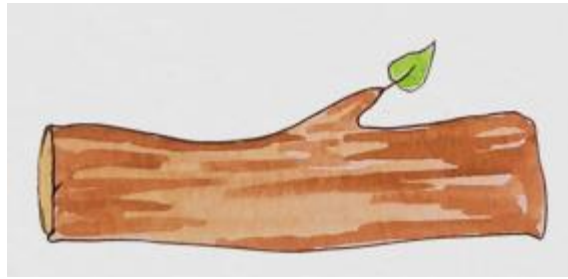
NATIONAL SCIENTIFIC COUNCIL ON THE DEVELOPING CHILD
Center on the Developing Child  HARVARD UNIVERSITY

Subject knowledge for parents


What is rhyme?



frog




log




cog




What is rhythm?



What is alliteration?



What is oral blending and segmenting?



What is a 'schwa'?




s



t



p



n



m



d

3. What will your child learn?

Supersonic Phonic Friends Progression


EYFS		KS1				
Nursery	Reception	Year 1			Year 2	
Firm Foundations in Phonics 1 Wrap them in Rhyme and Oral Blending and Segmenting						
Firm Foundations in Phonics 1 Wrap them in Rhyme	The Basics 2	The Basics 3 The Basics 3 plus	The Basics 4 Adjacent Consonants & Polysyllabic	The Higher Levels of Phonics 5c Choose to Use	The Higher Levels of Phonics 5b Switch it Spell Sounds	Statuary Spelling Appendices Spelling Patterns & Rules 6
General Sound Discrimination	Group 1 s a t p	The Basics 2	Group 1: CVCC	Group 1: ai/ay ee/ea igh/ie oa/oe oo/ue	Group 1: i o c g	Year 1 & Year 2 NC Appendices
Aspect 1	Group 2 i n m d	Group 1 j v w x	Group 2: CVCC & Polysyllabic	Group 2: ai/ay/a_e ee/ea/e_e igh/ie/i_e oa/oe/o_e	Group 2: u ow ie ea	
Aspect 2	Group 3 g o c k	Group 2 qu z zz y	Group 3: CCVC	oo/ue/u_e	Group 3: a a oi o	
Aspect 3	Group 4 ck e u r	Group 3 ch sh th ng	Group 4: CCVC & Polysyllabic	Group 3 oi/oy ur/ir ow/ou or/aw w/wh	Group 4 y y ch ch ou	
Aspect 4	Group 5 h b f l	Group 4 ai ee igh oa	Group 5 CCVCC CCCVCC & Polysyllabic	Group 4: air/are n/kn r/wr f/ff/ph or/aw/au		
Phonological Awareness	Group 6 ll ff ss	Group 5 oo oo or ar		Group 5: n/kn/gn or/aw/au/ore ee/ea/e_e/eye e/ea/e_e/ey/y oo/ue/u_e/ew		
Aspect 4		The Basics 2 plus				
Aspect 5		Group 6: ur ow oi er				
Aspect 6		Group 7: ure ear air				
Aspect 7						

Supersonic Phonic Friends Characters



4. Subject knowledge for parents

What is phoneme?



How do we say phonemes?



Oxford **OWL**

How to pronounce
pure sounds

k

The image shows a video player interface for an Oxford Owl video. The video title is "How to pronounce pure sounds" and the video content shows a young girl holding a sign with the letter "k". A play button icon is visible over the video frame.

[What is Letters and Sounds? - Oxford Owl for Home](#)

What is a grapheme?

s



ch



ear



What is a tricky word?



Tricky Tess

SUPERSONIC
Phonic Friends
The Basics 2

s 	a 	t 	p 	i 	n 	m 	d 
g 	o 	c 	k 	ck 	e 	u 	r 
h 	b 	f 	l 	ll 	ff 	ss 	

I is to no go the has his as of into



What is a nonsense word?



Nonsense Nan

leg

leck

lat

lit



lin

lap

What is a nonsense word?



Nonsense Nan

leg		leck	
lat		lit	
lin		lap	



5. Practical example phonics session

6. How to support your child at home

Read, read, read



Fun ways to write



Write for a purpose





Questions

